

I-20

The I-20 is loaded with upgraded features such as FloStop™ control, check valves, and efficient nozzles that make it the perfect choice in a range of applications.

KEY BENEFITS

- Patented automatic arc return feature returns the turret back to the original arc pattern if vandalised; adjustable arc from 50° to 360°
- Non-strippable drive mechanism is protected from damage if turned in the opposite direction of travel
- Part-and full-circle in one model is flexible for all landscapes and decreases inventory
- Headed and slotted setscrew allows radius adjustment with a Hunter Wrench or flat-blade screwdriver
- FloStop™ closes the flow of water from individual sprinklers for nozzle changes or repairs
- Flat-top nozzles allow fast, easy insertion
- QuickCheck™ Arc Mechanism for fast arc adjustment
- Available stainless steel riser for extra durability
- Drain Check Valve prevents low-head drainage (up to 3 m of elevation)



Operating Specifications

- Nozzle choices: 34
- Radius: 4.9 to 14.0 m
- Flow: 0.07 to 3.23 m³/hr; 1.2 to 53.8 l/min
- Recommended pressure range: 1.7 to 4.5 bar; 170 to 450 kPa
- Operating pressure range: 1.4 to 7.0 bar; 140 to 700 kPa
- Precipitation rate: 10 mm/hr approximately
- Nozzle trajectory: standard = 25°, low-angle = 13°
- Nozzle racks: 1.5 to 8.0 blue, 2.0 to 4.5 low-angle grey, 0.50 to 3.0 black, 6.0 to 13.0 green, MPR-25, MPR-30, MPR-35
- Warranty period: 5 years

Factory-Installed Options

- No Drain Check Valve (NCV models)
- Reclaimed water ID
- Blue 1.5-4.0 nozzles

User-Installed Options

- HSJ-0 prefabricated ¾" PVC Swing Joint

PGP ULTRA / I-20 BLUE STANDARD NOZZLE PERFORMANCE DATA

Nozzle	Pressure		Radius	Flow		Precip mm/hr	
	bar	kPa	m	m ³ /hr	l/min	■	▲
1.5 • Blue	1.7	170	8.8	0.27	4.5	7	8
	2.0	200	9.1	0.29	4.8	7	8
	2.5	250	9.4	0.32	5.4	7	8
	3.0	300	9.8	0.35	5.9	7	9
	3.5	350	9.8	0.38	6.4	8	9
	4.0	400	9.8	0.41	6.8	9	10
	4.5	450	9.4	0.43	7.2	10	11
2.0 • Blue	1.7	170	10.1	0.32	5.4	6	7
	2.0	200	10.1	0.35	5.8	7	8
	2.5	250	10.1	0.39	6.5	8	9
	3.0	300	10.4	0.43	7.2	8	9
	3.5	350	10.4	0.47	7.8	9	10
	4.0	400	10.4	0.50	8.3	9	11
	4.5	450	10.4	0.53	8.8	10	11
2.5 • Blue	1.7	170	10.1	0.39	6.6	8	9
	2.0	200	10.4	0.43	7.1	8	9
	2.5	250	10.7	0.48	8.0	8	10
	3.0	300	10.7	0.54	8.9	9	11
	3.5	350	10.7	0.58	9.7	10	12
	4.0	400	10.7	0.62	10.4	11	13
	4.5	450	10.7	0.66	11.1	12	13
3.0 • Blue	1.7	170	10.7	0.50	8.4	9	10
	2.0	200	10.7	0.54	9.1	10	11
	2.5	250	11.0	0.61	10.2	10	12
	3.0	300	11.6	0.68	11.4	10	12
	3.5	350	11.9	0.74	12.3	10	12
	4.0	400	11.9	0.79	13.2	11	13
	4.5	450	11.9	0.84	14.0	12	14
4.0 • Blue	1.7	170	11.3	0.68	11.3	11	12
	2.0	200	11.6	0.73	12.2	11	13
	2.5	250	11.9	0.81	13.6	12	13
	3.0	300	12.2	0.90	15.0	12	14
	3.5	350	12.2	0.97	16.2	13	15
	4.0	400	12.5	1.04	17.3	13	15
	4.5	450	12.5	1.10	18.3	14	16
5.0 • Blue	1.7	170	11.3	0.84	14.0	13	15
	2.0	200	11.6	0.91	15.2	14	16
	2.5	250	11.9	1.02	17.1	15	17
	3.0	300	12.8	1.14	19.0	14	16
	3.5	350	12.8	1.24	20.6	15	17
	4.0	400	12.8	1.32	22.1	16	19
	4.5	450	12.8	1.41	23.4	17	20
6.0 • Blue	1.7	170	11.6	1.01	16.8	15	17
	2.0	200	11.9	1.09	18.2	15	18

2.5	250	12.2	1.22	20.4	16	19	
3.0	300	13.1	1.36	22.7	16	18	
3.5	350	13.1	1.47	24.5	17	20	
4.0	400	13.4	1.57	26.2	18	20	
4.5	450	13.4	1.67	27.9	19	21	
8.0 * Blue	1.7	170	11.3	1.35	22.5	21	25
	2.0	200	11.9	1.46	24.3	21	24
	2.5	250	12.5	1.63	27.2	21	24
	3.0	300	13.4	1.81	30.2	20	23
	3.5	350	13.7	1.95	32.6	21	24
	4.0	400	14.0	2.09	34.8	21	25
	4.5	450	14.0	2.22	36.9	23	26

Notes:

All precipitation rates calculated for 180 degree operation. For the precipitation rate for a 360 degree sprinkler, divide by 2.

PGP ULTRA / I-20 GREY LOW ANGLE NOZZLE PERFORMANCE DATA

Nozzle	Pressure		Radius	Flow		Precip mm/hr	
	bar	kPa		m ³ /hr	l/min	■	▲
2.0 LA * Grey	1.7	170	7.3	0.33	5.6	12	14
	2.0	200	7.6	0.36	6.0	12	14
	2.5	250	7.9	0.40	6.7	13	15
	3.0	300	8.2	0.45	7.4	13	15
	3.5	350	8.5	0.48	8.0	13	15
	4.0	400	8.8	0.52	8.6	13	15
	4.5	450	9.1	0.55	9.1	13	15
2.5 LA * Grey	1.7	170	7.9	0.44	7.3	14	16
	2.0	200	8.2	0.47	7.9	14	16
	2.5	250	8.8	0.53	8.8	14	16
	3.0	300	9.4	0.59	9.8	13	15
	3.5	350	10.1	0.64	10.6	13	15
	4.0	400	10.4	0.68	11.3	13	15
	4.5	450	10.7	0.72	12.0	13	15
3.5 LA * Grey	1.7	170	8.5	0.58	9.7	16	18
	2.0	200	8.8	0.62	10.3	16	18
	2.5	250	9.1	0.68	11.4	16	19
	3.0	300	10.1	0.75	12.5	15	17
	3.5	350	10.7	0.80	13.3	14	16
	4.0	400	11.0	0.85	14.1	14	16
	4.5	450	11.3	0.89	14.8	14	16
4.5 LA * Grey	1.7	170	8.2	0.71	11.8	21	24
	2.0	200	8.8	0.76	12.7	19	23
	2.5	250	9.1	0.84	14.1	20	23
	3.0	300	10.1	0.93	15.5	18	21
	3.5	350	10.7	1.00	16.6	18	20
	4.0	400	11.0	1.06	17.6	18	20
	4.5	450	11.3	1.12	18.6	18	20

Notes:

All precipitation rates calculated for 180 degree operation. For the precipitation rate for a 360 degree sprinkler, divide by 2.

PGP ULTRA / I-20 HIGH FLOW NOZZLE PERFORMANCE DATA

Nozzle	Pressure		Radius m	Flow		Precip mm/hr	
	bar	kPa		m ³ /hr	l/min	■	▲
10 • Dk. Green	1.7	170	10.7	1.48	24.6	26	30
	2.0	200	11.9	1.60	26.7	23	26
	2.5	250	12.5	1.80	30.0	23	27
	3.0	300	12.8	2.01	33.5	25	28
	3.5	350	13.1	2.18	36.3	25	29
	4.0	400	13.7	2.34	39.0	25	29
	4.5	450	14.0	2.49	41.5	25	29
13 • Dk. Green	1.7	170	11.0	1.91	31.9	32	37
	2.0	200	12.2	2.08	34.6	28	32
	2.5	250	12.8	2.34	38.9	29	33
	3.0	300	13.1	2.61	43.4	30	35
	3.5	350	13.4	2.83	47.1	31	36
	4.0	400	13.7	3.03	50.5	32	37
	4.5	450	14.0	3.23	53.8	33	38
6.0 LA • Dk. Green	1.7	170	9.1	0.86	14.3	21	24
	2.0	200	9.4	0.94	15.6	21	24
	2.5	250	10.1	1.07	17.8	21	24
	3.0	300	10.7	1.20	20.0	21	24
	3.5	350	11.3	1.31	21.9	21	24
	4.0	400	11.6	1.42	23.6	21	24
	4.5	450	11.9	1.52	25.3	21	25
8.0 LA • Dk. Green	1.7	170	10.1	1.17	19.5	23	27
	2.0	200	10.7	1.28	21.3	22	26
	2.5	250	11.3	1.44	24.0	23	26
	3.0	300	11.6	1.61	26.9	24	28
	3.5	350	11.9	1.76	29.3	25	29
	4.0	400	12.5	1.89	31.5	24	28
	4.5	450	12.5	2.01	33.6	26	30

Notes:

All precipitation rates calculated for 180 degree operation. For the precipitation rate for a 360 degree sprinkler, divide by 2.





PGP ULTRA / I-20 BLACK SHORT RADIUS NOZZLE PERFORMANCE DATA

Nozzle	Pressure		Radius	Flow		Precip mm/hr	
	bar	kPa		m	m ³ /hr	l/min	■
.50 SR * Black	1.7	170	4.9	0.07	1.2	6	7
	2.0	200	5.2	0.08	1.3	6	7
	2.5	250	5.2	0.09	1.5	7	8
	3.0	300	5.2	0.10	1.7	8	9
	3.5	350	5.5	0.12	1.9	8	9
	4.0	400	5.5	0.13	2.1	8	10
	4.5	450	5.5	0.14	2.3	9	10
1.0 SR * Black	1.7	170	4.9	0.16	2.7	14	16
	2.0	200	5.2	0.17	2.9	13	15
	2.5	250	5.2	0.19	3.2	14	17
	3.0	300	5.2	0.21	3.6	16	18
	3.5	350	5.5	0.23	3.8	15	18
	4.0	400	5.5	0.25	4.1	16	19
	4.5	450	5.5	0.26	4.3	17	20
2.0 SR * Black	1.7	170	4.9	0.28	4.7	24	27
	2.0	200	5.2	0.31	5.2	23	27
	2.5	250	5.2	0.36	6.0	27	31
	3.0	300	5.2	0.41	6.9	31	35
	3.5	350	5.5	0.45	7.6	30	35
	4.0	400	5.5	0.49	8.2	33	38
	4.5	450	5.5	0.53	8.9	35	41
.75 SR * Black	1.7	170	6.7	0.12	2.0	5	6
	2.0	200	7.0	0.13	2.2	5	6
	2.5	250	7.0	0.15	2.4	6	7
	3.0	300	7.3	0.16	2.7	6	7
	3.5	350	7.6	0.17	2.9	6	7
	4.0	400	7.6	0.19	3.1	6	7
	4.5	450	7.6	0.20	3.3	7	8
1.5 SR * Black	1.7	170	6.7	0.23	3.8	10	12
	2.0	200	7.0	0.25	4.1	10	12
	2.5	250	7.0	0.28	4.6	11	13
	3.0	300	7.3	0.31	5.2	12	13
	3.5	350	7.6	0.34	5.6	12	13
	4.0	400	7.6	0.36	6.0	12	14
	4.5	450	7.6	0.39	6.4	13	15
3.0 SR * Black	1.7	170	6.7	0.53	8.9	24	27
	2.0	200	7.0	0.56	9.3	23	26
	2.5	250	7.0	0.60	10.0	24	28
	3.0	300	7.3	0.64	10.7	24	28
	3.5	350	7.6	0.67	11.2	23	27
	4.0	400	7.6	0.70	11.7	24	28
	4.5	450	7.6	0.73	12.1	25	29





Notes:

All precipitation rates calculated for 180 degree operation. For the precipitation rate for a 360 degree sprinkler, divide by 2.





PGP ULTRA / I-20 MPR-25 RED NOZZLE PERFORMANCE DATA

Arc	Pressure		Radius m	Flow		Precip mm/hr	
	bar	kPa		m ³ /hr	l/min	■	▲
Red 90° 	1.7	170	7.0	0.17	3.0	13.7	15.8
	2.4	240	7.3	0.20	3.6	14.9	17.3
	3.1	310	7.6	0.23	3.6	15.6	18.1
	3.8	380	7.6	0.25	4.2	17.4	20.1
	4.5	450	7.6	0.27	4.8	18.9	21.9
Red 120° 	1.7	170	7.0	0.23	3.6	13.9	16.0
	2.4	240	7.3	0.27	4.8	15.4	17.8
	3.1	310	7.6	0.31	5.4	16.2	18.7
	3.8	380	7.6	0.35	6.0	18.0	20.7
	4.5	450	7.6	0.38	6.6	19.6	22.6
Red 180° 	1.7	170	7.0	0.33	5.4	13.3	15.4
	2.4	240	7.3	0.39	6.6	14.7	17.0
	3.1	310	7.6	0.45	7.2	15.5	17.9
	3.8	380	7.6	0.50	8.4	17.3	20.0
	4.5	450	7.6	0.55	9.0	18.9	21.8
Red 360° 	1.7	170	7.0	0.63	10.8	12.8	14.8
	2.4	240	7.3	0.76	12.6	14.2	16.4
	3.1	310	7.6	0.87	14.4	14.9	17.3
	3.8	380	7.6	0.97	16.2	16.6	19.2
	4.5	450	7.6	1.05	17.4	18.1	20.9

PGP ULTRA / I-20 MPR-30 LT. GREEN NOZZLE PERFORMANCE DATA

Arc	Pressure		Radius	Flow		Precip mm/hr	
	bar	kPa	m	m ³ /hr	l/min	■	▲
Lt. Green 90° 	1.7	170	8.8	0.23	3.6	12.0	13.8
	2.4	240	9.1	0.28	4.8	13.4	15.4
	3.1	310	9.1	0.32	5.4	15.2	17.6
	3.8	380	9.1	0.35	6.0	17.0	19.6
	4.5	450	9.1	0.38	6.6	18.4	21.2
Lt. Green 120° 	1.7	170	8.8	0.30	4.8	11.7	13.5
	2.4	240	9.1	0.37	6.0	13.2	15.2
	3.1	310	9.1	0.42	7.2	15.1	17.4
	3.8	380	9.1	0.47	7.8	16.8	19.4
	4.5	450	9.1	0.51	8.4	18.3	21.1
Lt. Green 180° 	1.7	170	8.8	0.49	8.4	12.5	14.4
	2.4	240	9.1	0.59	9.6	14.1	16.2
	3.1	310	9.1	0.67	11.4	16.1	18.6
	3.8	380	9.1	0.75	12.6	17.9	20.7
	4.5	450	9.1	0.82	13.8	19.6	22.6
Lt. Green 360° 	1.7	170	8.8	0.96	16.2	12.3	14.2
	2.4	240	9.1	1.15	19.2	13.8	15.9
	3.1	310	9.1	1.31	21.6	15.7	18.1
	3.8	380	9.1	1.45	24.0	17.4	20.0
	4.5	450	9.1	1.57	26.4	18.8	21.7

PGP ULTRA / I-20 MPR-35 BEIGE NOZZLE PERFORMANCE DATA

Arc	Pressure		Radius m	Flow		Precip in/hr	
	bar	kPa		m ³ /hr	l/min	■	▲
Beige 90° 	1.7	170	9.8	0.32	5.4	13.4	15.4
	2.4	240	10.4	0.38	6.6	14.1	16.3
	3.1	310	10.7	0.44	7.2	15.3	17.7
	3.8	380	10.7	0.48	7.8	17.0	19.6
	4.5	450	10.7	0.52	9.0	18.4	21.3
Beige 120° 	1.7	170	9.8	0.40	6.6	12.7	14.6
	2.4	240	10.4	0.49	8.4	13.6	15.8
	3.1	310	10.7	0.56	9.6	14.7	17.0
	3.8	380	10.7	0.62	10.2	16.4	18.9
	4.5	450	10.7	0.68	11.4	17.9	20.7
Beige 180° 	1.7	170	9.8	0.62	10.2	13.1	15.2
	2.4	240	10.4	0.76	12.6	14.1	16.3
	3.1	310	10.7	0.87	14.4	15.2	17.6
	3.8	380	10.7	0.96	16.2	16.9	19.5
	4.5	450	10.7	1.05	17.4	18.4	21.3
Beige 360° 	1.7	170	9.8	1.22	20.4	12.8	14.8
	2.4	240	10.4	1.50	25.2	14.0	16.2
	3.1	310	10.7	1.72	28.8	15.1	17.5
	3.8	380	10.7	1.91	31.8	16.8	19.4
	4.5	450	10.7	2.09	34.8	18.3	21.2

Copyright © 2024 Hunter Industries Inc. Hunter, the Hunter logo, and other marks are trademarks of Hunter Industries Inc., registered in the U.S. and certain other countries.

<https://redesign.hunterindustries.com/en-metric/irrigation-product/rotors/i-20>
052224