

Pro Adjustable Nozzles

For reliable coverage in any landscape setting, choose Pro Adjustable Nozzles.








KEY BENEFITS








- Adjustable from 0° to 360° for maximum design flexibility
- Easy-grip top for simple adjustment
- Strong edges for a defined pattern with better wind resistance
- Large water droplets minimize misting with better uniformity
- Even distribution results in better coverage
- Color-coded for easy field identification








Operating Specifications

- Recommended operating pressure: 30 PSI
- Pair with Pro-Spray® PR530 pop-up for pressure regulation to 30 PSI
- Warranty period: 2 years



		NOZZLE 4A LT. GREEN •				NOZZLE 6A LT. BLUE •			
		4 ft Radius Adjustable from 0° to 360° Trajectory 0°				6 ft Radius Adjustable from 0° to 360° Trajectory 0°			
Arc	Pressure	Radius	Flow	Precip in/hr		Radius	Flow	Precip in/hr	
	PSI	ft	GPM	■	▲	ft	GPM	■	▲
45° 	20	3	0.10	7.29	8.42	5	0.15	4.19	4.84
	25	3	0.11	7.12	8.22	5	0.17	4.36	5.03
	30	4	0.13	6.26	7.22	6	0.18	3.85	4.45
	35	4	0.14	6.11	7.06	6	0.18	3.55	4.10
	40	4	0.16	6.36	7.35	6	0.19	3.57	4.12
90° 	20	3	0.19	6.93	8.00	5	0.30	4.19	4.84
	25	3	0.20	6.47	7.47	5	0.34	4.49	5.18
	30	4	0.22	8.29	6.11	6	0.37	3.96	4.57
	35	4	0.24	5.24	6.05	6	0.38	3.75	4.32
120° 	20	3	0.28	7.65	8.84	5	0.37	3.88	4.48
	25	3	0.30	7.28	8.40	5	0.38	3.76	4.35
	30	4	0.34	6.14	7.09	6	0.44	3.53	4.08
	35	4	0.36	5.81	6.71	6	0.46	3.40	3.93
	40	4	0.37	5.52	6.37	6	0.48	3.38	3.91
180° 	20	3	0.34	6.20	7.16	5	0.50	3.49	4.03
	25	3	0.38	6.15	7.10	5	0.54	3.56	4.12
	30	4	0.45	5.41	6.25	6	0.60	3.21	3.70
	35	4	0.46	5.02	5.80	6	0.64	3.15	3.64
240° 	20	3	0.58	7.93	9.15	5	0.73	3.82	4.42
	25	3	0.62	7.52	8.68	5	0.78	3.86	4.46
	30	4	0.68	6.14	7.09	6	0.88	3.53	4.08
	35	4	0.74	6.06	6.99	6	0.92	3.40	3.93
	40	4	0.80	5.97	6.89	6	1.02	3.60	4.15
270° 	20	3	0.62	7.53	8.70	5	0.88	4.10	4.73
	25	3	0.66	7.12	8.22	5	0.98	4.31	4.98
	30	4	0.73	5.86	6.76	6	1.10	3.92	4.53
	35	4	0.78	5.67	6.55	6	1.15	3.78	4.36
360° 	20	3	0.86	5.57	6.43	6	1.20	3.76	4.34
	20	3	0.66	6.01	6.94	5	1.05	3.67	4.23
	25	3	0.72	5.82	6.72	5	1.10	3.63	4.19
	30	4	0.80	4.81	5.56	6	1.26	3.37	3.89
	35	4	0.86	4.69	5.42	6	1.30	3.20	3.70
40	4	0.90	4.47	5.17	6	1.40	3.29	3.80	

		NOZZLE 8A BROWN •				NOZZLE 10A RED •			
		8 ft Radius Adjustable from 0° to 360 Trajectory 15°				10 ft Radius Adjustable from 0° to 360 Trajectory 15°			
Arc	Pressure	Radius	Flow	Precip in/hr		Radius	Flow	Precip in/hr	
	PSI	ft	GPM	■	▲	ft	GPM	■	▲
45° 	20	7	0.18	2.83	3.27	9	0.20	1.90	2.20
	25	8	0.20	2.74	3.16	10	0.23	1.92	2.22
	30	8	0.22	2.65	3.06	10	0.25	1.93	2.22
	35	9	0.24	2.50	2.89	11	0.28	1.92	2.22
	40	9	0.25	2.38	2.74	11	0.30	1.88	2.17
90° 	20	7	0.36	2.83	3.27	9	0.40	1.90	2.20
	25	8	0.40	2.74	3.16	10	0.45	1.92	2.22
	30	8	0.44	2.65	3.06	10	0.50	1.93	2.22
	35	9	0.47	2.50	2.89	11	0.55	1.92	2.22
120° 	20	7	0.48	2.83	3.27	9	0.53	1.90	2.20
	25	8	0.53	2.74	3.16	10	0.60	1.92	2.22
	30	8	0.59	2.65	3.06	10	0.67	1.93	2.22
	35	9	0.63	2.50	2.89	11	0.73	1.92	2.22
	40	9	0.67	2.38	2.74	11	0.79	1.88	2.17
180° 	20	7	0.72	2.83	3.27	9	0.80	1.90	2.20
	25	8	0.80	2.74	3.16	10	0.90	1.92	2.22
	30	8	0.88	2.65	3.06	10	1.00	1.93	2.22
	35	9	0.94	2.50	2.89	11	1.10	1.92	2.22
240° 	20	7	0.96	2.83	3.27	9	1.07	1.90	2.20
	25	8	1.07	2.74	3.16	10	1.20	1.92	2.22
	30	8	1.17	2.65	3.06	10	1.33	1.93	2.22
	35	9	1.25	2.50	2.89	11	1.47	1.92	2.22
	40	9	1.33	2.38	2.74	11	1.57	1.88	2.17
270° 	20	7	1.08	2.83	3.27	9	1.20	1.90	2.20
	25	8	1.20	2.74	3.16	10	1.35	1.92	2.22
	30	8	1.32	2.65	3.06	10	1.50	1.93	2.22
	35	9	1.41	2.50	2.89	11	1.65	1.92	2.22
360° 	20	7	1.44	2.83	3.27	9	1.60	1.90	2.20
	25	8	1.60	2.74	3.16	10	1.80	1.92	2.22
	30	8	1.76	2.65	3.06	10	2.00	1.93	2.22
	35	9	1.88	2.50	2.89	11	2.20	1.92	2.22
	40	9	2.00	2.38	2.74	11	2.36	1.88	2.17

		NOZZLE 12A GREEN •					NOZZLE 15A BLACK •					NOZZLE 17A GREY •				
		12 ft Radius Adjustable from 0° to 360 Trajectory 18°					15 ft Radius Adjustable from 0° to 360 Trajectory 28°					17 ft Radius Adjustable from 0° to 360 Trajectory 28°				
Arc	Pressure	Radius	Flow	Precip in/hr		Radius	Flow	Precip in/hr		Radius	Flow	Precip in/hr				
	PSI	ft	GPM	■	▲	ft	GPM	■	▲	ft	GPM	■	▲			
45° 	20	11	0.25	1.59	1.84	14	0.39	1.51	1.75	16	0.49	1.46	1.68			
	25	12	0.28	1.60	1.85	15	0.43	1.57	1.82	17	0.57	1.60	1.85			
	30	12	0.32	1.68	1.95	15	0.47	1.59	1.84	17	0.58	1.53	1.77			
	35	13	0.37	1.80	2.08	16	0.52	1.55	1.79	18	0.63	1.49	1.72			
	40	13	0.42	1.91	2.21	17	0.57	1.60	1.85	19	0.69	1.55	1.79			
90° 	20	11	0.50	1.59	1.84	14	0.77	1.51	1.75	16	0.97	1.46	1.68			
	25	12	0.55	1.60	1.85	15	0.86	1.57	1.82	17	1.13	1.60	1.85			
	30	12	0.63	1.68	1.95	15	0.93	1.59	1.84	17	1.15	1.53	1.77			
	35	13	0.73	1.80	2.08	16	1.03	1.55	1.79	18	1.25	1.49	1.72			
120° 	20	11	0.67	1.59	1.84	14	1.03	1.51	1.75	16	1.29	1.46	1.68			
	25	12	0.73	1.60	1.85	15	1.15	1.57	1.82	17	1.51	1.51	1.74			
	30	12	0.84	1.68	1.95	15	1.24	1.59	1.84	17	1.53	1.53	1.77			
	35	13	0.97	1.80	2.08	16	1.37	1.55	1.79	18	1.67	1.49	1.72			
	40	13	0.98	1.91	2.21	17	1.51	1.60	1.85	19	1.84	1.47	1.70			
180° 	20	11	1.00	1.59	1.84	14	1.54	1.51	1.75	16	1.94	1.46	1.68			
	25	12	1.10	1.60	1.85	15	1.72	1.57	1.82	17	2.26	1.51	1.74			
	30	12	1.26	1.68	1.95	15	1.86	1.59	1.84	17	2.30	1.53	1.77			
	35	13	1.46	1.80	2.08	16	2.06	1.55	1.79	18	2.50	1.49	1.72			
240° 	20	11	1.33	1.59	1.84	14	2.05	1.51	1.75	16	2.59	1.46	1.68			
	25	12	1.47	1.60	1.85	15	2.29	1.57	1.82	17	3.01	1.51	1.74			
	30	12	1.68	1.68	1.95	15	2.48	1.59	1.84	17	3.07	1.53	1.77			
	35	13	1.95	1.80	2.08	16	2.75	1.55	1.79	18	3.33	1.49	1.72			
	40	13	2.24	1.91	2.21	17	3.01	1.60	1.85	19	3.68	1.47	1.70			
270° 	20	11	1.50	1.59	1.84	14	2.31	1.51	1.75	16	2.91	1.46	1.68			
	25	12	1.65	1.60	1.85	15	2.58	1.57	1.82	17	3.39	1.51	1.74			
	30	12	1.89	1.68	1.95	15	2.79	1.59	1.84	17	3.45	1.53	1.77			
	35	13	2.19	1.80	2.08	16	3.09	1.55	1.79	18	3.75	1.49	1.72			
360° 	20	11	2.00	1.59	1.84	14	3.08	1.51	1.75	16	3.88	1.46	1.68			
	25	12	2.20	1.60	1.85	15	3.44	1.57	1.82	17	4.52	1.51	1.74			
	30	12	2.52	1.68	1.95	15	3.72	1.59	1.84	17	4.60	1.53	1.77			
	35	13	2.92	1.80	2.08	16	4.12	1.55	1.79	18	5.00	1.49	1.72			
	40	13	3.36	1.91	2.21	17	4.52	1.60	1.85	19	5.52	1.47	1.70			

Bold = Recommended pressure

Copyright © 2024 Hunter Industries Inc. Hunter, the Hunter logo, and other marks are trademarks of Hunter Industries Inc., registered in the U.S. and certain other countries.

<https://redesign.hunterindustries.com/irrigation-product/nozzles/pro-adjustable-nozzles>

042224