

## Pro Fixed Nozzles

Pro Fixed Nozzles are designed for high accuracy within a variety of landscape shapes and sizes.

### KEY BENEFITS

- Clean edges for a defined pattern with better wind resistance
- Large water droplets minimize misting with better uniformity
- Sturdy construction ensures reliable performance
- Color-coded for easy field identification

### Operating Specifications

- Recommended operating pressure: 30 PSI
- Pair with Pro-Spray PRS30® pop-up for pressure regulation to 30 PSI
- Warranty period: 2 years







#### NOZZLE 5 BLUE •

---

**Radius:** 5 ft

Fixed ¼, ½, Full

**Trajectory:** 0°

Arc	Position	Pressure	Radius	Flow	Precip in/hr	
		PSI	ft	GPM	■	▲
90° 	Q	20	4	0.09	2.25	2.60
		25	4	0.11	2.54	2.94
		30	5	0.12	1.80	2.08
		35	6	0.13	1.36	1.57
		40	6	0.14	1.46	1.69
120° 	T	20				
		25				
		30	Use Hunter 4A Nozzle			
		35				
		40				
180° 	H	20	4	0.19	2.25	2.60
		25	4	0.21	2.54	2.94
		30	5	0.23	1.80	2.08
		35	6	0.25	1.36	1.57
		40	6	0.27	1.46	1.69
360° 	F	20	4	0.37	2.25	2.60
		25	4	0.42	2.54	2.94
		30	5	0.47	1.80	2.08
		35	6	0.51	1.36	1.57
		40	6	0.55	1.46	1.69





**Bold** = Recommended pressure

**NOZZLE 8 BROWN** •

8 ft Radius

Fixed ¼, ⅓, ½, Full

Trajectory 15°

Arc	Position	Pressure	Radius	Flow	Precip in/hr	
		PSI	ft	GPM	■	▲
90° 	Q	20	7	0.20	1.54	1.78
		25	8	0.22	1.33	1.53
		30	8	0.24	1.46	1.69
		35	9	0.26	1.25	1.45
		40	9	0.28	1.34	1.55
120° 	T	20	7	0.26	1.54	1.78
		25	8	0.29	1.33	1.53
		30	8	0.32	1.46	1.69
		35	9	0.35	1.25	1.45
		40	9	0.38	1.34	1.55
180° 	H	20	7	0.38	1.49	1.72
		25	8	0.43	1.28	1.48
		30	8	0.47	1.41	1.63
		35	9	0.51	1.21	1.39
		40	9	0.54	1.29	1.49
360° 	F	20	7	0.78	1.54	1.78
		25	8	0.88	1.33	1.53
		30	8	0.97	1.46	1.69
		35	9	1.05	1.25	1.45
		40	9	1.13	1.34	1.55

**Bold** = Recommended pressure





**NOZZLE 10 RED •**

---

**Radius:** 10 ft

Fixed ¼, ⅓, ½, Full

**Trajectory:** 15°

Arc	Position	Pressure	Radius	Flow	Precip in/hr	
		PSI	ft	GPM	■	▲
90° 	Q	20	9	0.34	1.63	1.88
		25	10	0.39	1.48	1.71
		30	10	0.42	1.63	1.89
		35	11	0.46	1.47	1.69
		40	11	0.49	1.57	1.82
120° 	T	20	9	0.46	1.63	1.88
		25	10	0.51	1.48	1.71
		30	10	0.57	1.63	1.89
		35	11	0.61	1.47	1.69
		40	11	0.66	1.57	1.82
180° 	H	20	9	0.70	1.67	1.92
		25	10	0.79	1.53	1.76
		30	10	0.88	1.69	1.95
		35	11	0.95	1.52	1.75
		40	11	1.03	1.63	1.89
360° 	F	20	9	1.29	1.53	1.77
		25	10	1.45	1.39	1.61
		30	10	1.59	1.53	1.76
		35	11	1.72	1.37	1.58
		40	11	1.84	1.46	1.69

**Bold** = Recommended pressure





**NOZZLE 12 GREEN •**

---

**Radius:** 12 ft

Fixed ¼, ⅓, ½, ⅔, ¾, Full

**Trajectory:** 28°

Arc	Position	Pressure		Radius		Flow		Precip in/hr	
		PSI	ft	GPM	■	▲			
90° 	Q	20	11	0.54	1.71	1.98			
		25	12	0.61	1.62	1.87			
		30	12	0.67	1.78	2.06			
		35	13	0.72	1.65	1.90			
		40	13	0.78	1.77	2.04			
120° 	T	20	11	0.72	1.71	1.98			
		25	12	0.81	1.62	1.87			
		30	12	0.89	1.78	2.06			
		35	13	0.97	1.65	1.90			
		40	13	1.04	1.77	2.04			
180° 	H	20	11	1.05	1.67	1.93			
		25	12	1.18	1.58	1.83			
		30	12	1.30	1.74	2.01			
		35	13	1.42	1.61	1.86			
		40	13	1.52	1.73	2.00			
360° 	F	20	11	2.17	1.72	1.99			
		25	12	2.45	1.63	1.89			
		30	12	2.70	1.80	2.08			
		35	13	2.93	1.67	1.93			
		40	13	3.15	1.80	2.07			





**Bold** = Recommended pressure

**NOZZLE 15 BLACK •**

**Radius:** 15 ft

Fixed 1/4, 1/3, 1/2, 2/3, 3/4, Full

**Trajectory:** 28°

Arc	Position	Pressure		Radius		Flow		Precip in/hr	
		PSI	ft	GPM	■	▲			
90° 	Q	20	14	0.78	1.53	1.77			
		25	15	0.88	1.51	1.74			
		30	15	0.97	1.67	1.92			
		35	16	1.06	1.59	1.84			
		40	17	1.14	1.52	1.75			
120° 	T	20	14	1.04	1.53	1.77			
		25	15	1.17	1.51	1.74			
		30	15	1.30	1.67	1.92			
		35	16	1.41	1.59	1.84			
		40	17	1.52	1.52	1.75			
180° 	H	20	14	1.51	1.48	1.71			
		25	15	1.69	1.45	1.67			
		30	15	1.86	1.59	1.84			
		35	16	2.02	1.52	1.75			
		40	17	2.16	1.44	1.66			
360° 	F	20	14	3.04	1.49	1.72			
		25	15	3.41	1.46	1.69			
		30	15	3.75	1.61	1.85			
		35	16	4.07	1.53	1.76			
		40	17	4.36	1.45	1.68			





**Bold** = Recommended pressure

**NOZZLE 17 GREY •**

**Radius:** 17 ft Radius

Fixed ¼, ½

Trajectory 28°

Arc	Position	Pressure	Radius	Flow	Precip in/hr		
		PSI	ft	GPM	■	▲	
90° 	Q	20	16	0.93	1.40	1.61	
		25	17	1.05	1.39	1.61	
		30	17	1.15	1.54	1.77	
		35	18	1.25	1.49	1.72	
		40	19	1.34	1.43	1.65	
120° 	T	20					
		25					
		30	Use Hunter 17A Nozzle				
		35					
		40					
180° 	H	20	16	1.91	1.43	1.66	
		25	17	2.15	1.43	1.65	
		30	17	2.37	1.58	1.82	
		35	18	2.57	1.53	1.76	
		40	19	2.76	1.47	1.70	
360° 	F	20					
		25					
		30	Use Hunter 17A Nozzle				
		35					
		40					

**Bold** = Recommended pressure

**ADDITIONAL NOZZLE PERFORMANCE DATA**

- [Pro Adjustable Nozzles](#)
- [Strip Pattern Nozzles](#)
- [Short Radius Nozzles](#)
- [Bubblers](#)

Copyright © 2024 Hunter Industries Inc. Hunter, the Hunter logo, and other marks are trademarks of Hunter Industries Inc., registered in the U.S. and certain other countries.

<https://redesign.hunterindustries.com/irrigation-product/nozzles/pro-fixed-nozzles>

042224