



MULTI-PURPOSE FIELD
I-40 FIVE ROW DESIGN

Hunter Industries
1940 Diamond Street
San Marcos, California 92078
SpecPro Technical Assistance
1-800-319-4796
www.HunterIndustries.com

SHEET
1 OF 1

IRRIGATION LEGEND

- PRODUCT DESCRIPTION
HUNTER I40-04-SS-ON-B-XX/I40-06-SS-ON-B-XX,
NOZZLE PERFORMANCE:
#20 @ 5.5 Bars - 84.7 l/min 20.1m RADIUS
- HUNTER ICV/IBV ELECTRIC CONTROL VALVE
- HUNTER HQ-44-XX-AW QUICK COUPLER VALVE
- Ⓜ HUNTER IC-600-M SOLID STATE METAL CABINET CONTROLLER
- Ⓜ HUNTER SOLAR-SYNC-SEN ON SITE WEATHER SENSOR
- Ⓜ WATER METER MINIMUM SIZE @ 424 l/min IS 63mm
- Ⓜ BACKFLOW PREVENTER SIZED TO SYSTEM l/min
- Ⓜ MAINLINE PIPE
- Ⓜ LATERAL PIPE
- Ⓜ SLEEVING
- ⊗ ISOLATION VALVE LINE SIZED

IRRIGATION NOTES

1. SPRINKLER LOCATIONS ARE TO SCALE
2. PIPE LOCATIONS ARE DIAGRAMMATIC
3. ALL SPRINKLERS TO BE INSTALLED ON 32mm SCH 80 SWING JOINTS
4. ALL COMPONENTS TO BE INSTALLED AS PER MANUFACTURERS RECOMMENDATIONS
5. MAINLINE DEPTH TO BE NO LESS THAN 460mm
6. LATERAL DEPTH TO BE NO LESS THAN 410mm
7. ELECTRIC CONTROL VALVES TO BE COVERED WITH 12" VALVE BOX
8. LOCATE VALVES/QCV'S OUT OF HIGH TRAFFIC AREAS
9. WIRE SPlice CONNECTIONS TO BE WATERPROOF
10. QCV TO BE LOCATED IN 10" VALVE BOX
11. ALL SLEEVES TO BE 2X PIPE RUN THROUGH THEM
12. INSTALL ALL COMPONENTS AS PER LOCAL, STATE, FEDERAL CODES
13. REFER TO HUNTER INSTALLATION DETAILS
14. REFER TO HUNTER CATALOG FOR PERFORMANCE SPECIFICATIONS
15. ADD HUNTER "FS" FOR DIRTY WATER VALVE
16. ADD HUNTER "AS" FOR PRESSURE REGULATED VALVE

SYSTEM PERFORMANCE DATA

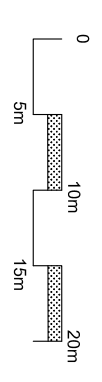
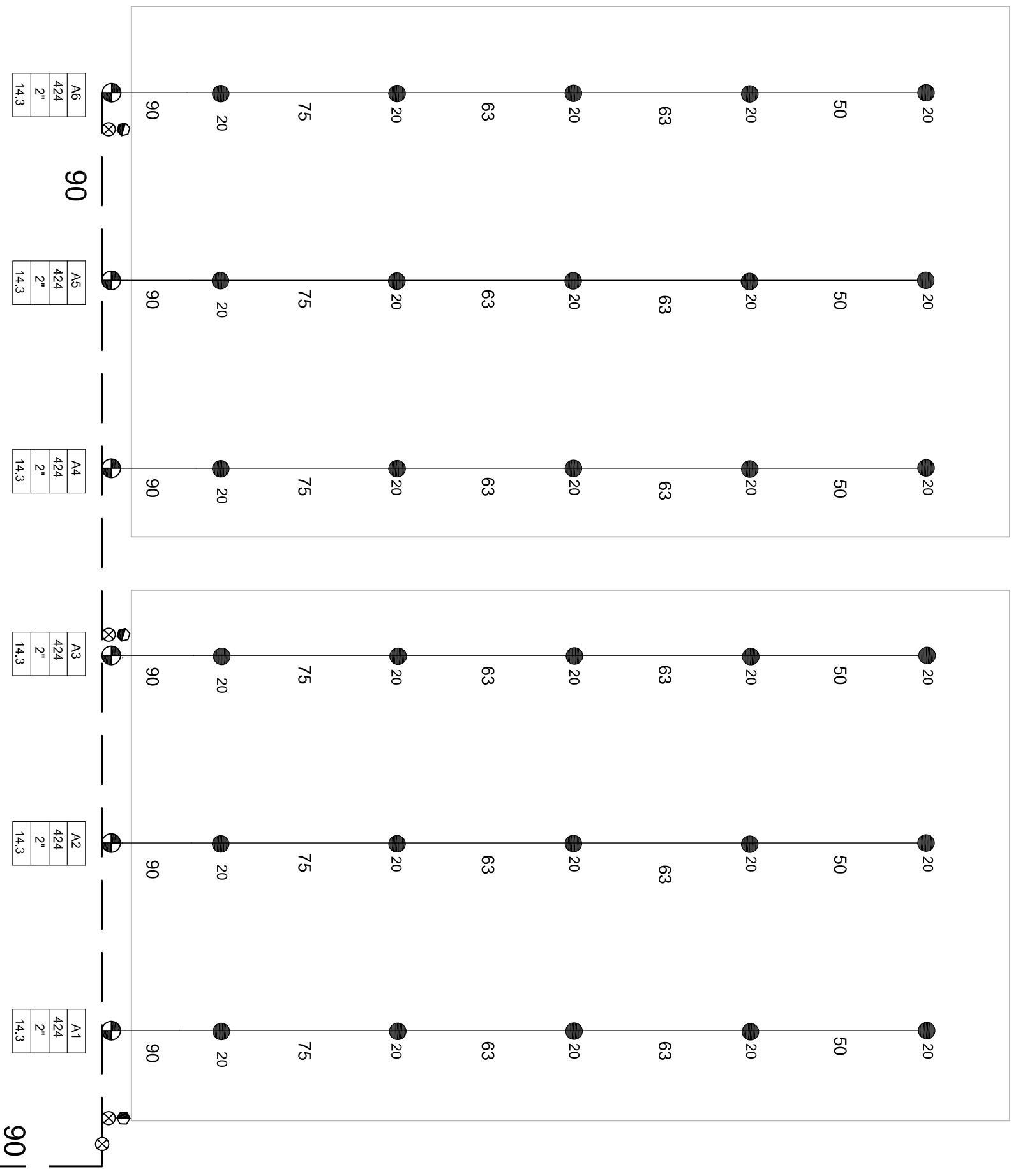
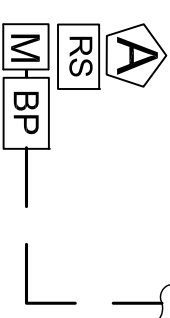
ZONE	SIZE	FLOW m ³ /hr	PR l/min	DU	SC _{50%} (mm/000)
A1	2"	23.4	424	14.3	.85
A2	2"	25.4	424	14.3	.85
A3	2"	25.4	424	14.3	.85
A4	2"	25.4	424	14.3	.85
A5	2"	25.4	424	14.3	.85
A6	2"	25.4	424	14.3	.85

VALVE ID GUIDE

A1	STATION NUMBER
273	l/min
1.5"	VALVE SIZE
19.0	PRECIPITATION RATE mm/hr

WATER REQUIREMENT

WATER REQUIREMENT AT:
-FIELD ELEVATION
-WITHIN 30m OF FIELD
-DOWNSSTREAM OF
BACKFLOW
IS 424 l/min @ 6.42 Bars



Hunter Industries offers this plan as a general guide for estimating purposes and offers no indemnity, expressed or implied, for projects installed from this plan. Because of the many variables of every system and of every site we recommend that a qualified irrigation designer be consulted.