LEGEND

1. HUNTER ROTOR (I-25-04), NOZZLE AND CAP PER PLAN
2. FINISHED GRADE
3. ADJACENT LANDSCAPE
4. LATERAL PIPE PER PLAN
5. LATERAL FITTING PER PLAN
6. PRE-MANUFACTURED SWING ARM (HUNTER HSJ OR PER PLAN)

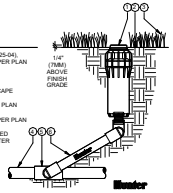

R.I-25.01 POP-UP ROTOR (I-25-04) WITH RIGID SWING ARM (HSJ)
1 1 : 5

LEGEND

1. HUNTER ROTOR (I-25-04), NOZZLE AND CAP PER PLAN
2. FINISHED GRADE
3. ADJACENT LANDSCAPE
4. LATERAL PIPE PER PLAN
5. LATERAL FITTING PER PLAN
6. FIELD-BUILT SWING ARM

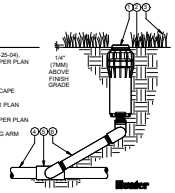

R.I-25.02 POP-UP ROTOR (I-25-04) WITH RIGID SWING ARM
2 1 : 5

LEGEND

1. HUNTER ROTOR (I-25-04), NOZZLE AND CAP PER PLAN
2. FINISHED GRADE
3. ADJACENT LANDSCAPE
4. LATERAL PIPE PER PLAN
5. LATERAL FITTING PER PLAN
6. PRE-MANUFACTURED SWING ARM (HUNTER HSJ OR PER PLAN)
7. STABILIZER FLANGE (MODEL #22700)

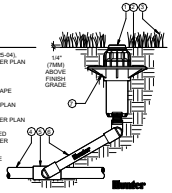

R.I-25.03 POP-UP ROTOR (I-25-04) WITH RIGID SWING ARM (HSJ) AND STABILIZER FLANGE
3 1 : 5

LEGEND

1. HUNTER ROTOR (I-25-04), NOZZLE AND CAP PER PLAN
2. FINISHED GRADE
3. ADJACENT LANDSCAPE
4. LATERAL PIPE PER PLAN
5. LATERAL FITTING PER PLAN
6. FIELD-BUILT SWING ARM
7. STABILIZER FLANGE (MODEL #22700)

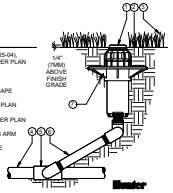

R.I-25.04 POP-UP ROTOR (I-25-04) WITH RIGID SWING ARM AND STABILIZER FLANGE
4 1 : 5

https://www.hunterindustries.com/

No.	Description	Date

Hunter Industries

ROTORS

I-25-04

Project Number	I-25-04
Date	25 Oct 2019
Drawn By	Hunter
Checked By	Hunter

I-25-04

Scale 1 : 5

25-Oct-19 3:15:58 PM