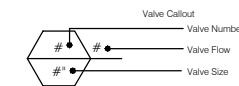


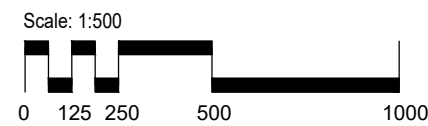
VALVE IDENTIFICATION GUIDE

SYMBOL	MANUFACTURER/MODEL/DESCRIPTION	QTY
	Hunter ICV-G 50mm 25 mm, 40 mm, 50 mm, and 80 mm Plastic Electric Remote Control Valves, Globe Configuration, with NPT Threaded Inlet/Outlet, for Commercial/Municipal Use.	16
	Hunter A2C-75D-SS 75-Station Decoder controller in a stainless steel wall mount enclosure.	1
	Water Meter 50mm	1
	Irrigation Lateral Line: PVC Class 200 SDR 21 50	1,809 m
	Irrigation Lateral Line: PVC Class 200 SDR 21 80	587.1 m
	Irrigation Lateral Line: PVC Class 200 SDR 21 100	1,216 m
	Irrigation Mainline: PVC Schedule 40 80	799.2 m
	Irrigation Mainline: PVC Schedule 40 100	866.2 m




IRRIGATION LEGEND

SYMBOL	MANUFACTURER/MODEL/DESCRIPTION	QTY	kPa	l/min
	Hunter I-50-06-SS Turf Rotor, 15 cm Pop-Up. Adjustable to Full Circle. Drain Check Valve, Stainless Steel Riser, 25 mm Female NPT Inlet Threads, Standard Nozzle.	24	551.6	104.9
	Hunter I-50-06-SS-ON Turf Rotor, 15 cm Pop-Up. Adjustable to Full Circle. Drain Check Valve, Stainless Steel Riser, 25 mm Female NPT Inlet Threads, Dual Opposing Nozzle.	24	551.6	117.0



TECHNICAL ASSISTANCE
 1-800-319-4796
 WWW.HUNTERINDUSTRIES.COM



MULTI-PURPOSE FIELD (METRIC)

I-50 ROTOR
 LOOPED MAINLINE LAYOUT

HUNTER INDUSTRIES
 1940 DIAMOND STREET
 SAN MARCOS, CALIFORNIA 92078

SHEET
 1 of 2